



WOVEN MESSENGER BAG

Materials: Duck Tape® rolls, ruler or yardstick, scissors and/or craft knife


- 1 Introduce students to the way Native Americans wove pliable materials such as grasses or bark into vessels used for food collection and storage, as part of religious and cultural ceremonies, as décor, and for trade.
- 2 Have students find inspiration from cultures such as the Atakapa, Cherokee, Choctaw, and Chitimacha tribes, which made vessels such as woven basins and baskets.
- 3 Tell students they will use the various colors and patterns of Duck Tape® as a durable medium to create strips of “fabric” to be handwoven into a bag. Use the instructions to the right to help each student.



HOW-TO

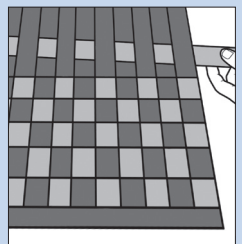
1. Duck Tape Fabric—Create a very large, double-sided swatch of Duck Tape® “fabric” (16 inches by 36 inches) by laying out a sheet of vertically overlapping strips of Duck Tape® and then covering it sticky side to sticky side with another layer of horizontally overlapping strips of tape in the desired color or pattern (this provides added strength).

2. Make the “Warp”—Leaving a margin of about 1 inch at either end, cut long, repeating slits every 1 inch lengthwise through the fabric. This creates the “warp” of the weave.

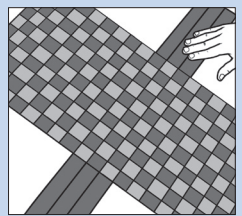


3. Make the “Weft”—Create another double-sided, 16-inch by 36-inch piece of fabric placed horizontally and cut it into 1-inch-wide strips. This creates the parts of the weave that run from side to side.

4. Weave—Using a simple basket weave of over and under, weave the short strips through the slits of the longer piece of fabric. Once the whole piece has been woven, secure each edge with more tape and trim as needed.



5. The Gusset—Cut two pieces of Duck Tape® fabric to act as the sides of the bag. Tape them in place at the sides of the center of the large woven piece to establish the gusset of the bag.



6. Build the Bag—Fold the side pieces up and secure them to the edges of the back and the front of the woven bag surface with more tape. The extra length of the woven fabric at the top will fold over and serve as the flap on the bag.

