


101 Uses of easyLiner®

BRAND SHELF LINER



easyLiner® Products

BRAND SHELF LINER

NON-ADHESIVE, SMOOTH TOP



Smooth Top®

- Ideal for cabinets in kitchen, bath and laundry rooms
- Easy to slide objects across smooth surface
- Grip bottom keeps liner in place

NON-ADHESIVE, GRIP TOP & BOTTOM



Select Grip™

- Ideal for drawers and utility cabinets
- Grip top and bottom holds liner and objects in place
- Provides cushion and protection



Super Grip®

- Ideal for wet bars, outdoor living and garages
- Superior top and bottom grip holds liner and objects in place
- Water resistant



Supreme Grip

- Ideal for garages, utility rooms and basements
- Grip top and bottom holds liner and objects in place
- Provides heavy duty cushion and protection

Original Grip



- Ideal for kitchen cabinets and drawers
- Grip top and bottom holds liner and objects in place
- Provides cushion and protection

NON-ADHESIVE, SOLID SURFACE



Solid Grip

- Ideal for wire racks in closets and pantries
- Solid surface keeps small objects from falling through
- Cushion grip top and bottom holds liner and objects in place

NON-ADHESIVE



Clear Classic®

- Ideal for fridges, wire racks, and outdoor living
- Durable protection and dishwasher safe
- Safe for food contact

ADHESIVE



Removable Adhesive

- Ideal for covering, decorating and resurfacing projects
- Removable adhesive
- Works with Cricut® machines




*Select Grip™ EasyLiner®, Super Grip® EasyLiner®, Solid Grip EasyLiner® and Smooth Top® EasyLiner® are also available with Clorox® antimicrobial protection. You can use these products wherever you see these technologies listed.

easyLiner® 101 Uses

BRAND SHELF LINER

1. **Protect recipe cards.** Apply shelf liner to the front and back of recipe cards to prevent damage from spills and splatters in the kitchen.
2. **Under cutting boards.** Put shelf liner under your cutting board to help keep it from sliding when chopping and slicing. Any of our grip top & grip bottom rolls would work.
3. **Under the kitchen sink.** Protect under-sink surfaces from water damage, dirt and grime by laying down shelf liner. Should anything leak, it's easy to wipe clean!
4. **Under small kitchen appliances.** Place shelf liner between kitchen surfaces and small countertop appliances to prevent items from shifting. The liner will also help catch crumbs and other messes. Any of our grip top & grip bottom rolls would work.
5. **Opening jars.** Use shelf liner to get the extra grip you need when opening up a stubborn jar, bottles and more!
6. **Customized placemats.** When serving food, accent your table top by cutting shelf liner into customized placemats. Makes clean-up a breeze, too!
7. **Coasters.** Prevent rings and other unwanted watermarks on a variety of surfaces by cutting small squares of shelf liner to serve as coasters. You can even choose a color or design that matches your décor!
8. **Hold a bowl in place.** Whisking, mixing and stirring can have bowls moving all over the place. Placing a piece of shelf liner under the bowl will help keep it in place!
9. **Frame it up.** Create a one-of-a-kind message board to organize grocery lists or other important notes for the family by framing a favorite color or design of shelf liner. The glass even functions as a writable surface so you can use it again and again.
10. **Under a dish rack.** Looking for an easy solution to keep your counters dry while doing the dishes? Simply place a piece of shelf liner under the dish rack to help keep the water from spreading all over your counters.
11. **Add décor in cabinets.** While traditionally used to protect surfaces, placing shelf liner on the back wall of your cabinets adds an unexpected pop of color and style to your overall décor.
12. **On shelves in the fridge.** Nothing's more annoying than reaching into your fridge and finding sticky messes on your shelves. Lining your surfaces creates an easy-to-clean barrier to contain the leaks and spills.

Which liner?



easyLiner® 101 Uses

BRAND SHELF LINER

Which liner?

13. **Under makeup.** Prevent a makeup mess and damage to countertops by placing shelf liner under beauty products such as powders, foundation and more!
14. **In the shower.** Place a piece of shelf liner under your shampoo, conditioner and soap to catch leaks and prevent bottles from slipping and sliding.
15. **On top of the toilet.** Lay shelf liner on top of the toilet tank to create a slip-free surface for added storage space. You can even choose a color or design to match your décor.
16. **Gripping tools.** When working in the garage or outside, adding an extra piece of shelf liner can create the extra grip or leverage you need.
17. **Toolbox liner.** Bring organization and scratch-resistance to your toolbox by placing a piece of shelf liner under your tools.
18. **On workbench.** Add shelf liner to the surface of your workbench to create a slip-free surface for tools and other items. The solid surface will also help prevent nails, screws and other fasteners from slipping into cracks.
19. **Easy clean-up in garage.** Protect surfaces throughout the garage from dirt and grime by laying shelf liner on shelves and in other storage locations. The added barrier will also help prevent scratches and nicks from heavier items.
20. **Outside mat.** Shelf liner makes an excellent landing place for dirty – or wet – boots and shoes. Place a piece next to doors to help keep your carpets and floors free from mud and shoeprints. Works well, too, for catching muddy paw prints as dogs come in from outside.
21. **On the go security.** Place a sheet of shelf liner on the floor or seats of your car to help keep groceries or other items from shifting. Works great in the trunk, too.
22. **Keep the car clean.** Help keep your car clean from the dirt and debris of life's adventures with shelf liner. Great for under muddy hiking boots, sandy beach gear or even under baby's car seat!
23. **Keep out the crumbs...and the stains.** Placing a piece of shelf liner under car and booster seats can help to catch crumbs, spills and leaks from snacks, bottles and sippy cups. Liner can also help protect interior surfaces from stains from said messes.



easyLiner® 101 Uses

BRAND SHELF LINER

Which liner?

24. **Travel case.** Keep those precious travel items, like a device or tablet, secure while traveling by creating a case or sleeve to put them in. You can get creative with the different patterns or colors, too!
25. **In a motor home or RV.** Whether you're taking a cross-country trip or a short voyage in your motor home or RV, shelf liner can help keep items from moving around in transit. Diamond Grip, Select, Supreme, Solid
26. **Phone case.** Shelf liner can even be used to make a creative – and protective – phone case to prevent scratches while stored in your bag. Plus, you can use a fun pattern or color to help you find it easier and quicker!
27. **Prevent makeup damage.** Traveling with makeup is a must, but there's still the fear of breakage or leakage! Line your makeup bag to cushion items and provide a barrier to help protect other items in your bag from stains.
28. **On-the-go artwork.** Non-adhesive shelf liner makes a handy coloring mat for kids while traveling. To prevent stains, make sure to use washable crayons!
29. **Makeup brush cover.** Wrap a piece of shelf liner around makeup brushes when travelling to keep leftover powder from spreading or staining other items.
30. **Homemade travel journal.** A travel journal is a great way to make memories last from trip to trip. Use a clear shelf liner to make a durable cover for your keepsake.
31. **Restore order to craft time.** Cover your counter or workspace with shelf liner before starting your next art or craft project. Not only will it help prevent damage from spills, but it will also make for easy clean-up.
32. **Craft activity mat.** Explore your child's creativity without the worry of messes or damage. Cut a piece of shelf liner to fit your child's work area to create a fun and functional activity mat.
33. **Scrapbooking clean-up.** Small cut-outs and scraps of paper can be tedious to clean up. Place a piece of shelf liner under your scrapbooking space before you start to catch the mess.
34. **Prevent painting disasters.** Finger painting can be fun, but messy! Protect your surfaces with shelf liner before they start to help keep the paint in its place!




easyLiner® 101 Uses

BRAND SHELF LINER

Which liner?

35. **Photo covers.** For extra durability to those special mementos, cover photos with clear shelf liner, creating a water-resistant and glossy surface.
36. **Shapes and designs.** Whether using it for scrapbooking, crafts or learning, you can cut out shapes, letters or designs out of shelf liner as a medium for creativity.
37. **Embroidery.** Shelf liner is a great for medium for kids learning certain sewing techniques. The holes in the liner make it easy for kids to weave through a needle and thread, creating their own unique designs!
38. **Under a sewing machine.** Placing a piece of shelf liner under your sewing machine is a great way to prevent it from sliding or jumping while you're working.
39. **Around craft tools.** Need just a little more grip when handling those tough projects? Wrap a small piece of shelf liner around craft tools to give you the extra leverage you need to get the project done.
40. **Under a painting easel.** Shelf liner can be that protective barrier that keeps spills and splatters at bay while they let color and creativity explode on the canvas. Solid
41. **Lining cabinets.** Whether renting or owning, lining your cabinets with shelf liner is a great way to protect your dishware. It also adds protection from any leftover dirt from previous tenants.
42. **Shelves in bathroom and kitchen.** Your kitchen shelves aren't the only place for shelf liner. Lining medicine cabinets, drawers or cupboards in your bathroom is a great defense against spills or damage. Choose a fun print to dress up your bathroom vanity, too.
43. **Get a new look.** Line older or damaged shelves anywhere in your home to give them a brand new look. Choose unique colors or prints to create a theme or add to an already existing one.
44. **Lining pantry shelves.** From grabbing those hard-to-reach items to unexpected spills and splatters, placing shelf liner along your pantry shelves can help prevent the mess from spreading. Plus, it helps to prevent scratches from sliding cans and more.
45. **Protect your breakables.** Keep family heirlooms or fine dinnerware from chipping or breaking by placing pieces on shelf liner. Sliding a piece between items can provide even more cushion!



easyLiner® 101 Uses

BRAND SHELF LINER

Which liner?

46. **Removable décor.** Take your liner from the shelves to the back of your cupboards, bookshelves and more to create a temporary theme or décor for any room in your home. Select a print that best suits your style!
47. **Table runner.** Cut a strip of shelf liner to fashion an easy and decorative table runner that's perfect for any occasion.
48. **In the laundry room.** Place liner on top of your washer and dryer to create extra space that's easy to clean. The shelf liner can also cushion items to prevent bouncing from machine vibration.
49. **Slip-free hangers.** Add shelf liner to hangers to prevent clothes from sliding off and onto the floor. Original, Select
50. **Protect your bar top.** Whether outside or inside, use a piece of shelf liner on your bar top to catch wine rings or condensation from ice trays or drinks.
51. **Under pet bowls.** Place a piece of shelf liner under your pet's food and water bowls to keep bowls in place. It's also great to catch sloppy food and water spills.
52. **Gift tags.** Add a personal touch to any special occasion with customized gift tags. You can even wrap your entire gift with liner and add a personalized message or draw a design or image for the holidays.
53. **Mud protection.** Catch the mess from a trip to the dog park or home from the vet by placing shelf liner under his or her paws to trap dirt, mud or other messes.
54. **Decorative bins.** Repurpose or reuse old bins by covering them with decorative laminate. Great for storing blankets, magazines and more! You can even use a writable liner to mark what's inside.
55. **Mail holder.** Jazz up your mail holder by creating a dry erase surface behind it to write messages or notes.
56. **Picture frames.** Reuse or cover old frames with adhesive liner to add style and color to your already existing décor.
57. **Kitchen backsplash.** Need to change up your kitchen? Add decorative liner as a kitchen backsplash for a cost-effective way to change up the room's décor.
58. **Serving tray.** Place shelf liner in a picture frame, add handles and you have a decorative serving tray for parties, everyday décor and more!
59. **Customized coat hanger.** Add shelf liner to an existing coat hanger or make your own to add to any space in your home. Chalkboard or dry erase laminate make great labels for your family or classroom, too!



easyLiner® 101 Uses

BRAND SHELF LINER

Which liner?

60. **Mouse pad.** A piece of shelf liner cut to size also doubles great as a mouse pad. Plus, with the various color and design options available, you can complement just about any office style.
61. **Cubicle shelves.** Adding a layer of shelf liner to cubicle shelves can help prevent scratches and dings from office supplies and more.
62. **Bulletin Board.** Make the perfect place for posting notes, pictures and important papers. Simply add a frame around cork liner to customize your own board.
63. **Magnetic message board.** It's easy to turn an old cookie sheet into a magnetic message board – adding a layer of shelf liner between the sheet and the wall will protect the surfaces from scratches and dings.
64. **Customize organizers.** Add fun and functionality to plain organizers and accessories by covering or decorating them with adhesive liner. Shake things up by using complementary colors or designs.
65. **Desk drawers.** Line the insides of desk drawers to keep office supplies from shifting when opening and closing. Plus, if a pen or marker leaks, you have an added barrier to prevent surface stains.
66. **Under your laptop.** The non-slip surface of shelf liner can also help keep your laptop in place while typing. Don't forget – you can make a complementary mouse pad, too!
67. **Keep your desk in order.** Having to constantly stop work to straighten up your desk is counterproductive. Organization is the key to success, so keep items in their place by placing them on pieces of shelf liner.
68. **Breathable lids.** Mason jars are a great option for plants and seeds. Get ahead of the season by sprouting seeds in the winter – shelf liner serves as a great filter or breathable lid to keep things growing.
69. **Under plants.** Great plant care includes keeping them watered. But, accidentally overwatering or splashing water from the can may cause a mess. Set plants on a layer of shelf liner to add a bit of protection from leaks and damage – plus, the non-slip surface will help keep pots in place!
70. **Drink sleeve.** Get a grip and keep things cool with a drink sleeve made with shelf liner. Great for outdoor parties, as well as camping and tailgating!
71. **Garden tool grips.** From shovels and pitch forks to spades and rakes, a piece of shelf liner wrapped around the handle of garden tools can add a touch of extra cushioning and grip. Works great on hand-tools, too.




easyLiner® 101 Uses

BRAND SHELF LINER

Which liner?

72. **Patio placemats.** Add some festivity to outdoor patios and parties with personalized placements. Simply cut shelf liner into patterns or designs to create your own settings for food, drinks and more.
73. **Picnic in the park.** Shelf liner is also a great option for making placemats for picnics – all you have to do is cut it to various shapes and sizes. It's a handy helper in the bottom of picnic baskets, too, to catch any spills and leaks from transit! Solid
74. **Temporary seating.** It's easy to turn a five-gallon bucket into a seat when you're in a bind. Make sure to place a piece of shelf liner on top of the bucket for a bit of cushion. Solid
75. **Coffee sleeve.** Customize a coffee sleeve for your favorite mug to create a barrier between your hand and your drink. Plus it adds a bit of added grip.
76. **Bookmarks.** Stop folding the corners of your favorite novels; instead, keep your place by marking it with a bookmark made with shelf liner.
77. **Workout equipment.** Lay shelf liner down under weights and workout equipment to provide some cushion and keep things from sliding around.
78. **Decorate filing cabinets.** Breathe new life into boring office spaces by jazzing them up with liner. Adhesive shelf liners are great for decking out filing cabinets – some can even turn this space into a writable surface.
79. **Office supply organization.** Give your paper clips, rubber bands and more pride of place on your desk with customized organizers. Various designs of adhesive shelf liner provide many options to jazz things up.
80. **Label office supplies.** Keep office supplies at hand and easy to find by labeling them clearly. Writable shelf liner options make it quick and easy to mark containers, drawers and more.
81. **Children's blocks.** Recycle around-the-house items, like cereal boxes or oatmeal tubes, by covering them in liner and creating fun building blocks for the kids. Build castles, buildings or forts while helping them build their gross motor skills!
82. **Custom cards.** Create personalized greeting cards with one-of-a-kind decorations for birthdays, graduations or any special occasion. You can also create your own holiday and party invitations, too.



easyLiner® 101 Uses

BRAND SHELF LINER

Which liner?

83. **Surface replacement.** Give kids a fresh start on art desks, easels and more. Simply replace worn or stained dry erase or chalkboard surfaces with the same style adhesive liner. You can also easily make a writable surface or tablet they can take on the go!
84. **Holiday Decorations.** Use shelf liner under holiday decorations to create a temporary barrier of protection between holiday items and your surfaces. You can even make décor items, such as banners, wreaths and other festive items.
85. **Holiday-themed trivets.** Jazz up your holiday spread with festive holiday trivets made with shelf liner. Simply cut to size and place under platters, bowls and more to protect surfaces and catch the mess.
86. **T-shirt decorations.** Give a drab t-shirt from personalized flair by decorating it with adhesive shelf liner cut into graphics, letters and more. Note: for one-time use; not machine-washable.
87. **Earring organization.** Turn an ordinary picture frame into an extraordinary earring organizer. Woven-style shelf liners offer built-in holes to allow for easy hanging.
88. **Hair bows.** Keep hair bows in place by simply adding a small piece of shelf liner to the inside of the clip. The grip feature of liner helps keep bows from slipping in thin hair, small pony tails and more.
89. **Privacy "glass".** Add a layer of frosted-style adhesive shelf liner to windows for an added touch of privacy.
90. **Tote Bag.** Make a waterproof, durable and machine-washable tote bag with shelf liner. Sew pieces together to create the perfect carrier for everything from beach wear to sports gear and more. You can make a smaller version to serve as a purse!
91. **Decorate ceiling fans.** Add a bit of fun and flair to ceiling fan blades with an adhesive liner. Cut various shapes or cover the entire surface to give them a quick and cost-effective makeover.
92. **Writable table top for kids.** Repurpose an old table top with a writable-style adhesive liner. Simply cover the area with the liner to turn it into a workable surface for kids.
93. **Writing tablets.** Use a writable liner to create a fun, easy-to-use tablet for kids. Great for learning and everyday use, as well as when traveling!
94. **Grocery lists.** Use a writable liner to create a grocery list in your pantry or cupboard. Be sure to write down items as you run out!



easyLiner® 101 Uses

BRAND SHELF LINER

Which liner?

95. **Label and organize.** Label jars with chalkboard or dry erase liner to organize kitchen ingredients, crafting tools and other supplies. You can even decorate them to add to a room's décor or to personalize.
96. **Room décor.** Give a mundane room a pop of color. Decorate a magazine holder or line the back of an old bookshelf to accent a room's color scheme.
97. **Shoe storage.** Line a shoe-storage shelf and stop fussing with the mess. Liner is a great way to catch dirt, grass and water, and prevent damage to surfaces.
98. **To-do lists.** Never forget an important task again. Use a writable liner to turn a picture frame into a center for to-do lists, reminders and daily notes.
99. **Party Banners.** Create banners of all shapes and sizes for birthdays, graduations and more. You can even personalize a message or add creative designs to your banner and re-label them for another celebration with Deco Laminate, too.
100. **Garbage bins.** Reface an old and dingy garbage bin by covering its outside with an adhesive-style liner.
101. **Cover notebooks.** From personalizing and organizing, to decorating and more, use an adhesive liner to cover notebooks or file folders. Stand out from your peers at school or add a little flair to your office with fun designs and colors.

